


Booster 8 DLE 6

Flow capacity to 2000 l_N/min

Working pressure to 40 bar

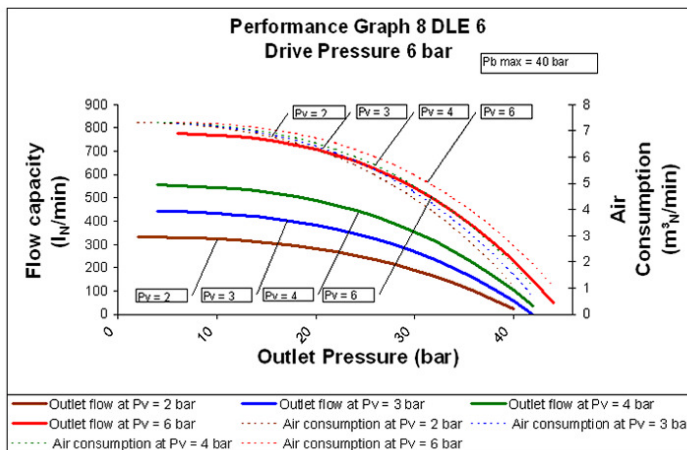
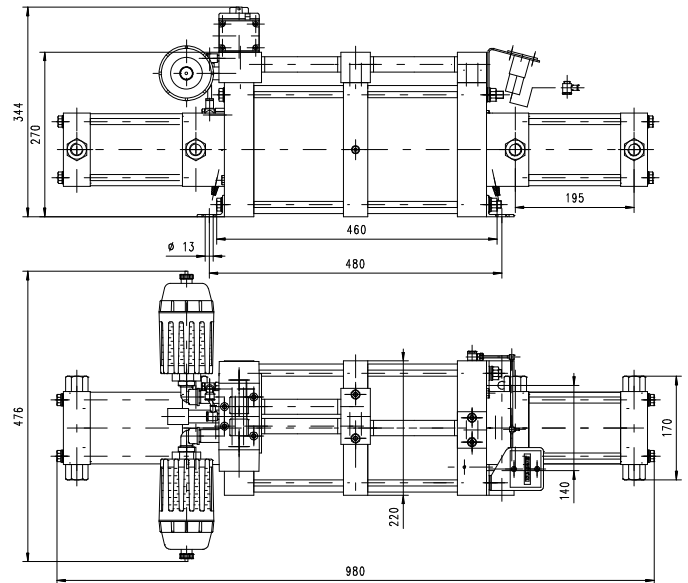
Oil-free



This air driven booster is suitable to compress shop air and gases.

Especially when higher quantities of the gas to be compressed is needed continuously this model can be used.

This booster is characterized by its special design because it is compressed through single acting gas cylinders at both sides of the air driven section.



Pressure ratio:	1:6
Minimum suction pressure pA:	0
Maximum suction pressure pA:	40
Maximum outlet pressure pB:	40
Formula to calculate gas outlet pressure	6 X pL + pA
Displacement volume/double stroke	2.050
Air drive:	1 - 10
Air consumption (m ³ _N /min)	1 - 8
Connection: Gas inlet:	2 X G 1/2
Connection: Gas outlet	2 X G 1/2
Connection: Drive air	G 3/4
Net weight (Kg)	55
Material of gas section:	Edelstahl / Alu